
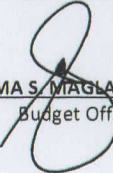



FORM A-1

DETAILS OF DELIVERY UNIT/OFFICE PERFORMANCE INDICATORS AND TARGETS*

*Note: Same form to be used for submitting 2018 Accomplishments

LWD NAME: **BACOLOD WATER DISTRICT – LANA O DEL NORTE**

Major Final Outputs/Responsible Bureaus (1)	Performance Indicator 1 (2)	FY 2018 TARGET for Performance Indicator 1 (3)	FY 2018 ACCOMPLISHMENT for Performance Indicator 1 (4)	Performance Indicator 2 (5)	FY 2018 TARGET for Performance Indicator 2 (6)	FY 2018 ACCOMPLISHMENT for Performance Indicator 2 (7)	Performance Indicator 3 (8)	FY 2018 TARGET for Performance Indicator 3 (9)	FY 2018 ACCOMPLISHMENT for Performance Indicator 3 (7)	Remarks (11)
A. Water Facility Service Management										
Operation and Technical Section	Access to potable water	62.66%	63.55%	Reliability of service	100%	100%	Adequacy	2.35:1	2.17:1	
B. Water Distribution Service Management										
Operation and Technical Section	NRW	20%	19.55%	Potability	24/7 .3ppm	24/7 .3ppm	Adequacy/ Reliability of service	24 hours	24 hours	
Administrative	Staff Productivity Index	300:1	304:1	Affordability	Affordable/ LWUA Approved	Affordable/ LWUA Approved	Customer Satisfaction	100%	100%	
C. General Administration and Support Services (GASS)										
Financial Section	Financial Viability &	Coll. Efficiency = 95%	Coll. Efficiency = 95%	a. COA Compliance	Submitted 5 FS on time	Submitted 5 FS on time	-	-	-	
		Net Balance in Average Net Income for 12 mos. P225,000.00	Net Balance in Average Net Income for 12 mos. P240,543.90							
	Sustainability of LWD	Current Ratio = 25:1	Current Ratio = 32:1	b. LWUA Compliance	Submitted on time	Submitted on time	-	-	-	
Prepared by:  GENALIN A. AMANTIAD <u>January 30, 2019</u> Planning Officer Date										
 ALMA S. MAGLANA <u>January 30, 2019</u> Budget Officer Date										
Approved by:  ENGR. NOEL L. RESABAL <u>January 30, 2019</u> Agency Head Date										